

SUI Series

Premium Heavy Duty Vertical Lift Window



Standard Features

- 5 year best in industry warranty backed by a North American service network.
- ETL listed product
- Guaranteed weatherproofing: double weatherstripping, interlocking jambs and sloped sills
- Up lift opening only; moving panel on bottom
- Security locking mechanism included
- Top hung moving panel construction
- 1" insulated sealed unit with (2) 1/8" tempered glass
- Clear or dark bronze anodized aluminum
- Fully assembled and ready to install
- One standard size

Optional Features

- Custom sizes
- Custom colors
- Custom glass

5 Year Best in Industry Warranty

Easi-Serv windows are covered by the best warranty program in the industry



Frame, mechanical components and glazing: The aluminum window frame, locks, rollers and glazing is covered by a 60 month warranty against manufacturing defects.

Electronic components: All electronic components such as circuit boards, sensors, motors and transformers in automatic windows are covered by a 12 month warranty against manufacturing defects.

Painted and powder coated finishes: These coatings are covered by the original manufacturer's performance warranties. These warranties are generally for 36 months.

Opening and Closing Modes

Series	Open/Close Mode	Features
SUI100	Fully Automatic Open/Close	Optical Sensors / Three-Position Logic Lock
SUI200	Manual Open / Manual Close	Large, Easy to Grab Handle

Window Construction

The window is constructed from proprietary designed anodized aluminum extrusions, quality moving parts and tempered glass creating a quality weatherproof product that will last for many years. The windows are built with industry proven sealed bearings run on a dual rope and counterbalance system.

Weatherproofing

Windows are guaranteed weatherproof; built with foam rubber weatherstripping and interlocking jambs on all panel moving edges.

SUI Series Window Options

Finish



Custom colours are also available in these finishes :

- Powder Coat Finish (by RAL Colour Code); Tiger Drylac
- PPG Duracron one-coat spray applied acrylic extrusion coating.
- PPG Duranar High Performance two coat baked fluropolymer coatings.

To match a custom color, simply provide us with a sample. Production colors may vary slightly.

Glazing


The standard glass in all models is a 1” insulated glass unit comprised of a 1/8” clear tempered glass, 3/4” space bar and another 1/8” clear tempered glass.

Alternate standard glazing options available:


- 1/4” Clear tempered glass
- 1/4” Clear tempered laminated glass

Other custom glazing options available:

Low-E Coating:



Reflective and Tinted Glass:



Highly recommended for windows directly facing the sun to deflect solar heat and preserve energy efficiency while still permitting a high amount of light.

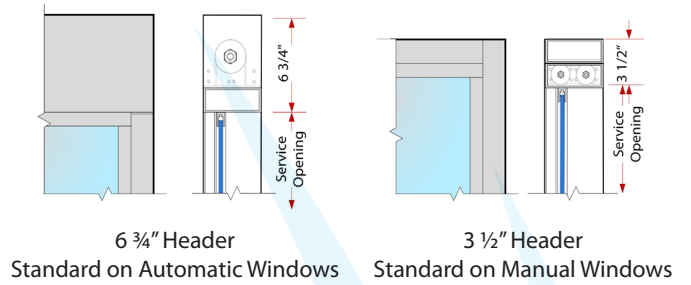
Easi-Serv offers a variety of reflective and tinted window colors.

Contact us to discuss your custom needs.

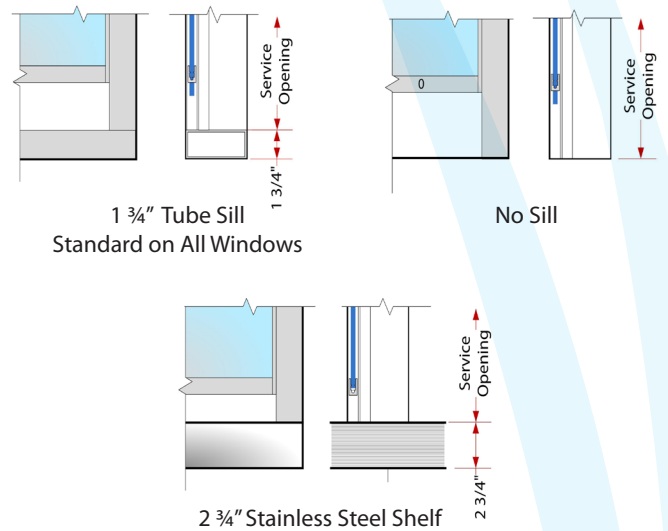
Sliding Panel Construction

All moving panels are guided using an industry proven Ultra High Molecular Weight (UHMW) guide track that provides the smooth opening/closing of the sliding panel and never wears out. They are built with an industry proven dual rope and counterbalance system.

Header Styles



Sill Style Options



The standard sill on all standard SUI models is 1 3/4” with an integral guide for the sliding panel.

SUI SERIES PASS-THRU WINDOW

Air Curtains

The Thermoscreens Jet Series Air Curtain is a combined air curtain and heater that can be installed above any of the in-line style of window. The air curtain is surface mounted and has a separate controller for the fan and heater.



Models (Metric/Imperial)	JET 3+	JET 6
Dimensions - L x D x H	23 5/8" x 4 3/4" x 8" 600 mm x 120 mm x 201 mm	31 1/2" x 4 3/4" x 8" 800 mm x 120 mm x 201 mm
Supply (60Hz)	208V~1Ph 60Hz	208V~1Ph 60Hz
Max Velocity (m/s)	6	8
Max Air Volume (m3/h)	200	370
Heat Output (kW)	1.125 - 2.25	2.455 - 4.91
Loading per (A) Current Draw	12	25
Weight (kg) (lbs)	6.4 (14.1)	5.5 (12.2)
dB(A) @3m	46.5	56.0

A relay can also be provided (upon request) to sync the air curtain / heater with the opening of the window.

Window Shelves

We provide stainless steel shelves that can be designed to be mounted on the inside or outside of the window. The shelf is made from 18ga Stainless Steel with a brushed finish. The shelf is manufactured to match the width of the window, is 12" wide and 2 3/4" thick. All corners are welded.



Security Features

Automatic windows are fitted with a logic lock and manual windows with an Adams-Rite thumb latch.

Quality Commitment

Easi-Serv is committed to quality. We ensure this by using high-grade materials in every product and ensuring each piece that goes into every window meets our stringent quality standards. Every window that is shipped from the warehouse has been tested and hand inspected by our qualified and trained staff.

Our sales and service teams will be on the other end of your call waiting to answer any questions you may have about Easi-Serv windows.

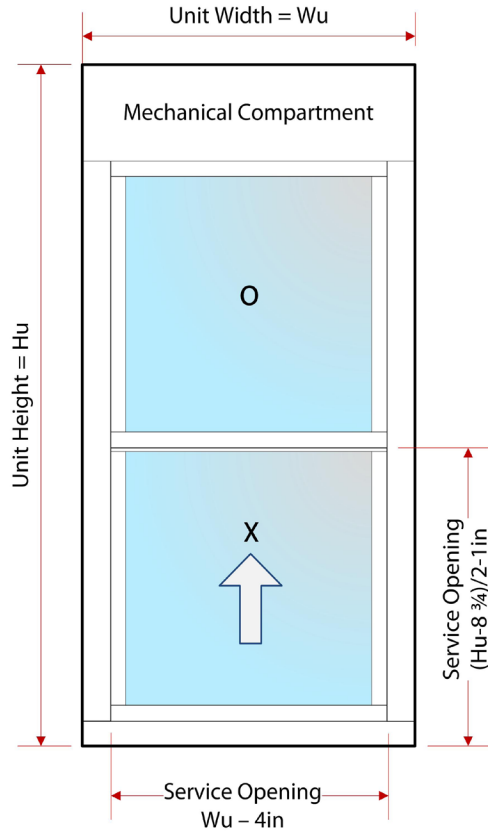
Ready to Install

All windows are shipped pre-assembled, fully glazed and ready to install. We subscribe to a "Plug & Play" product approach.

Customer Support

Easi-Serv prides itself on customer service excellence. There is only one number you need to call to get help with all of your window needs,

1.888.591.0106.



Frame Depth and Installation Openings

All in-line windows have a 4 1/2" frame depth to match standard storefront glazing extrusions.

Rough Openings:

- For installation in storefront framing add 1/4" to unit size (1/8" on each side).
- For installation in rough wood or other material add 1/2" to unit size (1/4" to each side)

Standard Sizes

Model	Product Opening Mode	Unit Size		Service Opening Size	
		Wu	Hu	Wo	Ho
SUI100-1	Automatic	24" / 610mm	48" / 1219mm	20" / 508mm	17 3/4" / 451mm
SUI200-1	Manual	24" / 610mm	48" / 1219mm	20" / 508mm	17 3/4" / 502mm
Custom	Automatic or Manual	Custom	Custom		

Custom Sizing

Need a custom size? Easi-Serv has built a reputation in providing custom built solutions for customers. If none of the standard sizes or options are suitable, contact us about your custom requirements.

Call Us. Visit Us. Email Us.

Easi-Serv Inc is committed to customer service excellence. Contact us for any of your window needs, including a quote or to answer any questions that you may have.

Head Office

Unit 302, Building D
6741 Cariboo Road
Burnaby, B.C.
Canada V3N 4A3

Sales

Tel: +1.604.422.8611
Fax: +1.604.422.8376
Toll Free: 1.888.591.0106
sales@easi-serv.com

