


	Width	Height	Thick
Overall Unit Dimensions	Wu in	Hu in	4 1/2in
Service Opening Dimensions	Wu/2 - 4 1/8in	Hu - 10 3/8in	N/A

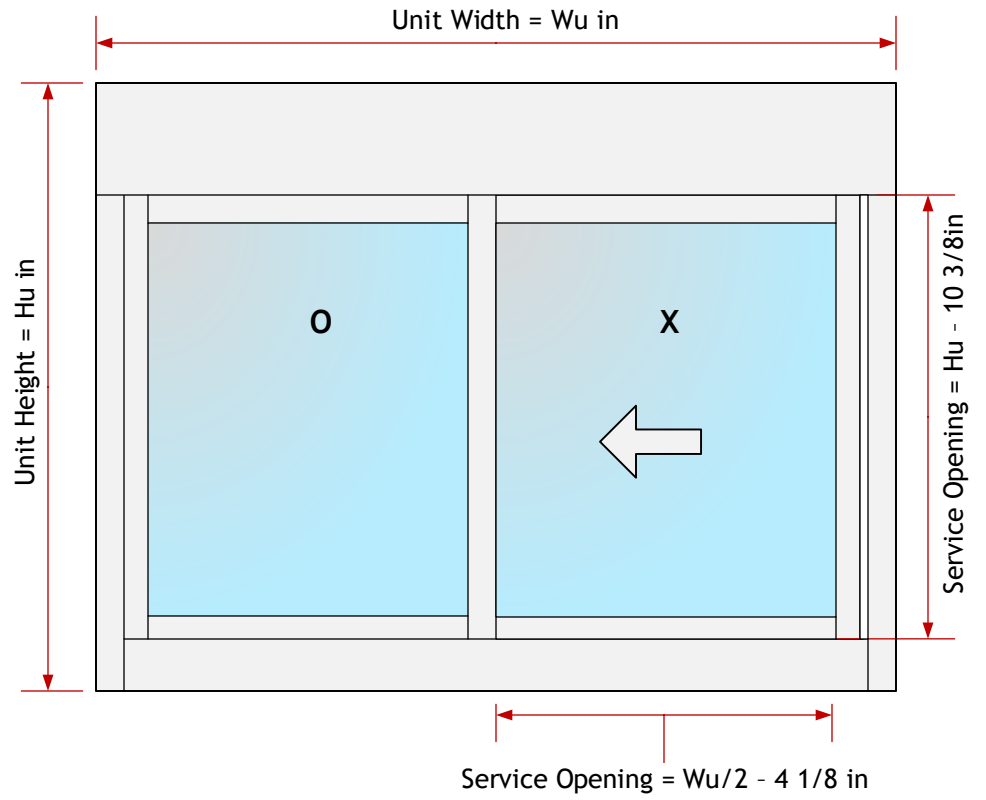
	SS100-C	SS200-C	SS300-C
Header Height	7"	3 3/4"	7"
Manual Open / Close		●	
Automatic Open / Close	●		
Manual Open / Self-Closing			●
OX or XO Slide Configuration	●	●	●
Oversize Pull Handle		●	●
Adams-Rite Locks		●	●
3 Position Logic Lock	●		
Drop Down Security Bar	●	●	●
Built-in Alarm Contacts	●	●	●
Security Override	●		●
Illuminated Greeting Panel	Option	Option	Option
Stainless Steel Sill	Option	Option	Option

Standard Finishes	Class II Clear Anodized Class II Dark Bronze Anodized
Custom Finishes	Class II Black Anodized Class II Light Bronze Anodized Powder Coat Durachron Baked Enamel Duranar High Performance Baked Enamel
Standard Glass Options	1" Insulated Glass (1/8" - 1/8" Clear Tempered) 1/4" Clear Tempered Glass 1/4" Clear Tempered Laminated Glass
Custom Glass Options	For Tints and other Glass Make-ups Call Easi-Serv

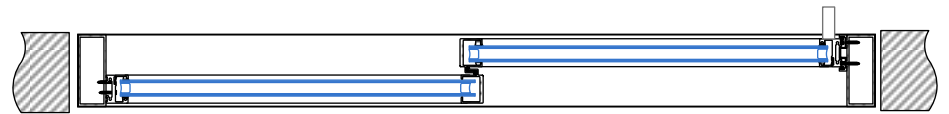
VERTICAL SECTION



EXTERIOR ELEVATION



HORIZONTAL SECTION



Unit 302, 6741 Cariboo Rd.
Burnaby, B.C.
Canada V3N 4A3
Tel: 604.422.8611
Fax: 604.422.8376
www.easi-serv.com

Project: **Transaction Windows**

Title: **In Line Side Slider
Custom Size
SS-C Series**

Drawn: **PJF**

Scale: **1" : 1ft**

Revision: **2015**

Date Drawn: **19/2/2010**

Job: **Design**

Sheet **SS-C**

