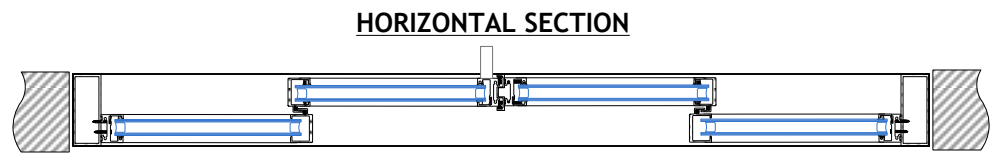
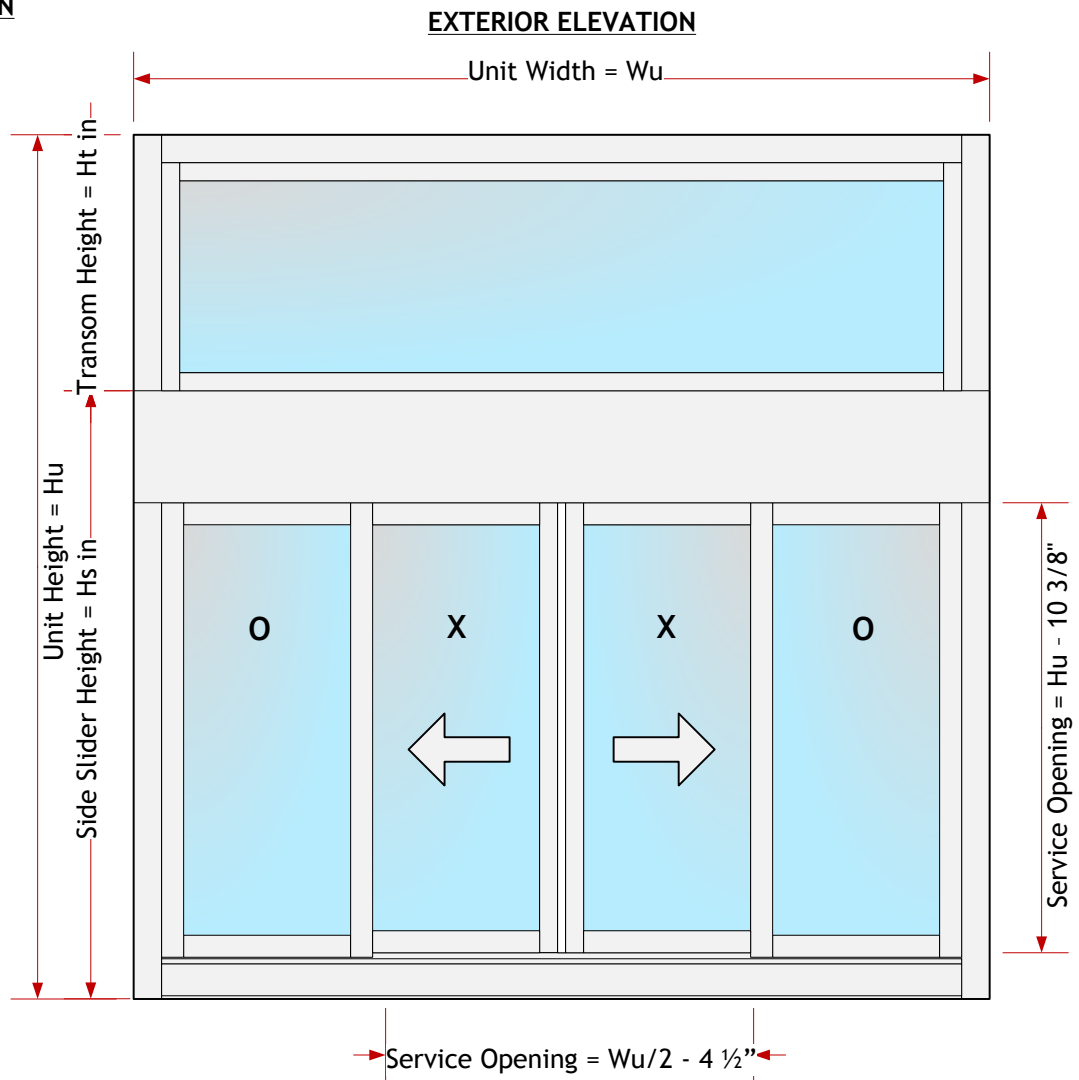
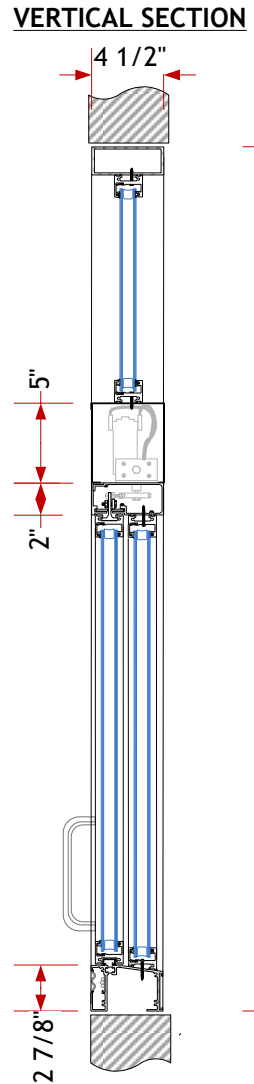


	Width	Height	Thick
Overall Unit Dimensions	Wu	Hu	4 1/2in
Service Opening Dimensions	Wu/2 - 4 1/2	Hs - 10 3/8	N/A

	SBT 100-1	SBT 200-1
Manual Open / Close		●
Automatic Open / Close	●	
OX or XO Slide Configuration	●	●
Oversize Pull Handle		●
Adams-Rite Locks		●
3 Position Logic Lock	●	
Drop Down Security Bar	●	●
Built-in Alarm Contacts	●	●
Security Override	●	
Illuminated Greeting Panel	Option	Option
Stainless Steel Sill	Option	Option

Standard Finishes	Class II Clear Anodized Class II Dark Bronze Anodized
Custom Finishes	Class II Black Anodized Class II Light Bronze Anodized Powder Coat Durachron Baked Enamel Duramar High Performance Baked Enamel
Standard Glass Options	1" Insulated Glass (1/8" - 1/8" Clear Tempered) 1/4" Clear Tempered Glass 1/4" Clear Tempered Laminated Glass
Custom Glass Options	For Tints and other Glass Make-ups Call Easi-Serv



Unit 302, 6741 Cariboo Rd.  
Burnaby, B. C.  
Canada V3N 4A3  
Tel: 604.422.8611  
Fax: 604.422.8376  
www.easi-serv.com

Project: **Transaction Windows**  
 Drawn: PJF    Scale: 1" : 1ft    Revision: 2015

Title: **In Line Bi-Parting Side Slider with Transom- Custom Size SBT-C Series**  
 Date Drawn: 19/2/2010    Job: Design    Sheet: SBT-C