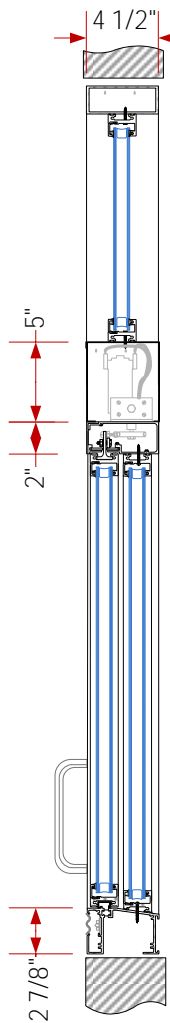


	Width	Height	Thick
Overall Unit Dimensions	53 1/2in	54"	4 1/2in
Service Opening Dimensions	23 in	28 1/8in	N/A

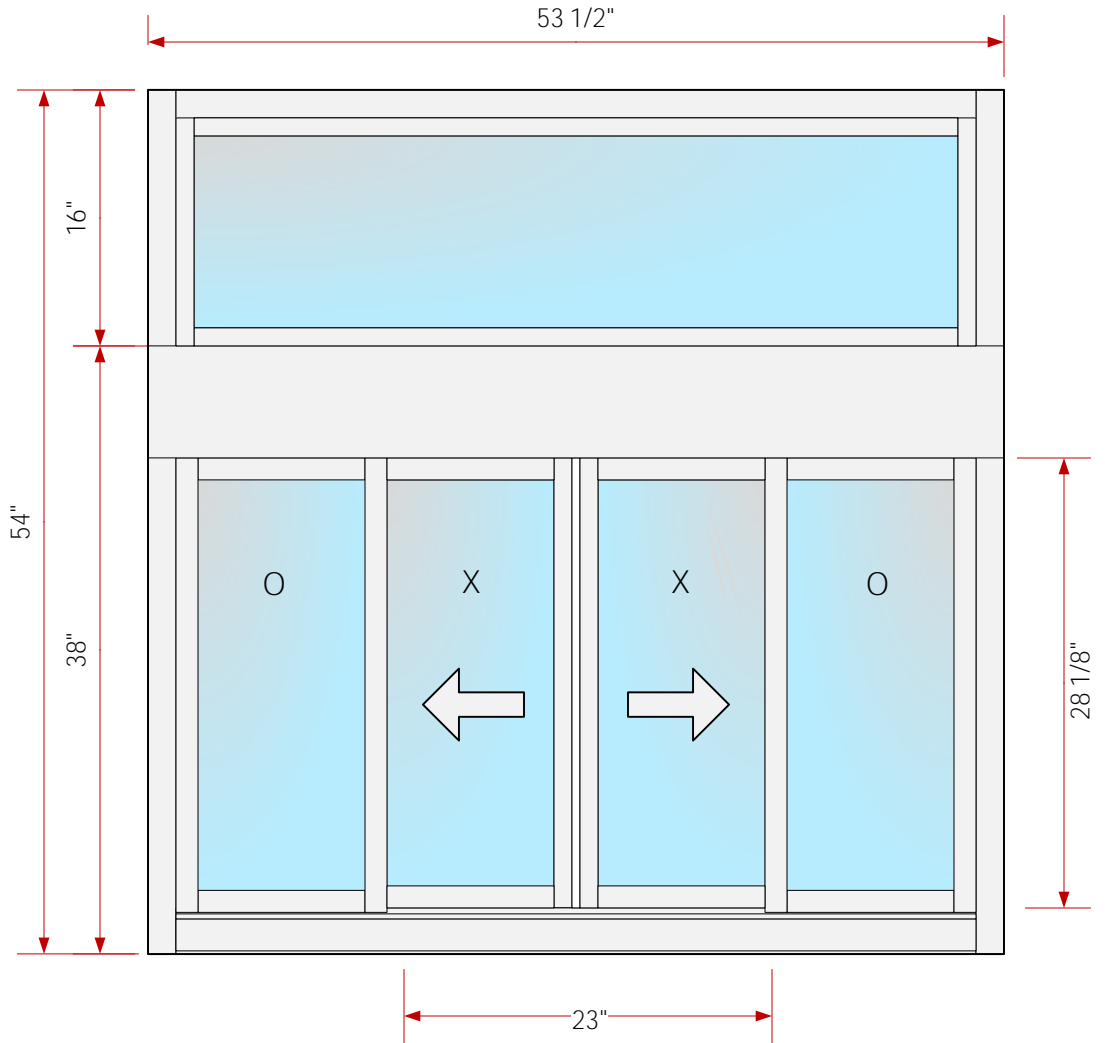
	SBT 100-1	SBT 200-1
Manual Open / Close		●
Automatic Open / Close	●	
OX or XO Slide Configuration	●	●
Oversize Pull Handle		●
Adams-Rite Locks		●
3 Position Logic Lock	●	
Drop Down Security Bar	●	●
Built-in Alarm Contacts	●	●
Security Override	●	
Illuminated Greeting Panel	Option	Option
Stainless Steel Sill	Option	Option

Standard Finishes	Class II Clear Anodized Class II Dark Bronze Anodized
Custom Finishes	Class II Black Anodized Class II Light Bronze Anodized Powder Coat Durachron Baked Enamel Duramar High Performance Baked Enamel
Standard Glass Options	1" Insulated Glass (1/8" - 1/8" Clear Tempered) 1/4" Clear Tempered Glass 1/4" Clear Tempered Laminated Glass
Custom Glass Options	For Tints and other Glass Make-ups Call Easi-Serv

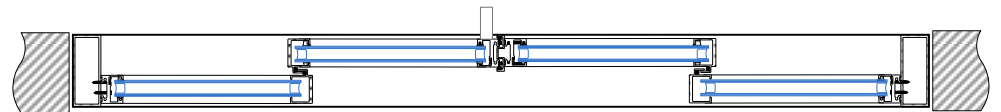
VERTICAL SECTION



EXTERIOR ELEVATION



HORIZONTAL SECTION



Unit 302, 6741 Cariboo Rd.
Burnaby, B.C.
Canada V3N 4A3
Tel: 604.422.8611
Fax: 604.422.8376
www.easi-serv.com

Project: Transaction Windows

Title: In Line Bi-Parting Side Slider with Transom- Custom Size SBT-1 Series

Drawn: PJF

Scale: 1" : 1ft

Revision: 2015

Date Drawn: 19/2/2010

Job: Design

Sheet: SBT-1

