

































Part Number	Part Description	Image
TR 1001 (A= Qty: 51-100, B= Qty: 101-200, C= >= 201)	Replacement car	
TR 1002	Car connector rod	
TR 1004	Clip plate with magnet	
TR 1006	Clip load spring	
TR 1007	Car connector clamp	
TR1010	Product clip - Complete - RH	
TR1011	Product clip - Complete - LH	
TR 1012	Bag clip body - RH	
TR 1013	Bag clip body - LH	
TR1015	Clip sensor	
TR1017	Product clip cover	
TR1018	Product Clip Arm + Magnet - RH	
TR1019	Product Clip Arm + Magnet - LH	
TR1020	Nylon wheel with traction band (rubber tire)	

Part Number	Part Description	Image
TR1021	Product clip axel tag	
TR1022	Product clip arm only - RH	
TR1023	Product clip arm only - LH	
TR1025	Reset push button	
TR1030	24V Switching relay	
TR1032	24V Switching relay socket	
TR1100	Motor bracket	
TR1104	Motor gearhead and hub	
TR1120	1/4hp 250RPM 90V DC Motor	
TR1128	1/4hp Motor assembly V.25	
TR1500	180° Corner	
TR1510	180° Corner - Clip release guide	
TR1520	V90° Corner	
TR1530	H90° Corner	

Part Number	Part Description	Image
TR1540	H45° Corner	
TR1600	Straight Track	
TR1610	Track Connector Rod	
TR1800	Load point safety guard	
TR2015	Main control board DC	
TR2020	Main transformer DC	
TR2100	Control System DC (Overhead Transporter)	
TR3325	Vinyl (1 ft)	
TR3500	Green push button switch head	
TR3502	Red push button switch head	
TR3504	Red push twist / lock button switch head	
TR3506	Red push stop button	
TR3510	Green push start button	
TR3550	Transformer (120V>24V)	

Part Number	Part Description	Image
TR3555	Motor wire - AC type	
TR3810	Multi-head screwdriver	
TR3811	Multi-head screwdriver - stubby	
TR3813	Gearhead alignment tool	
TR3840	DeWalt 16pc pilot tip drill bit set	