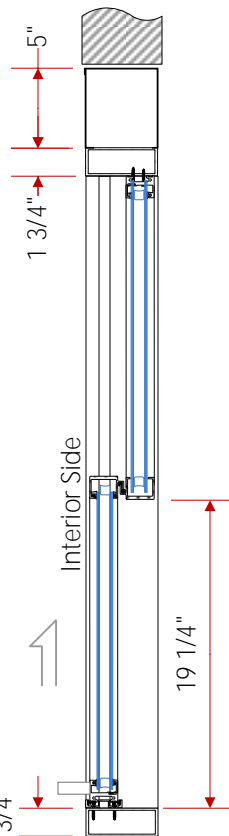


VERTICAL SECTION →

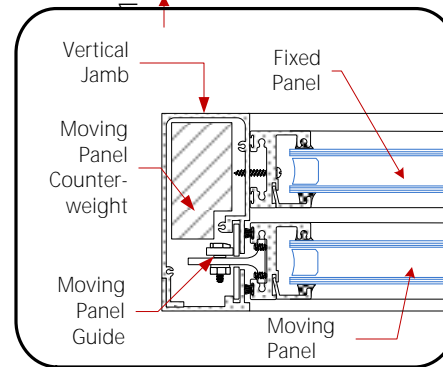
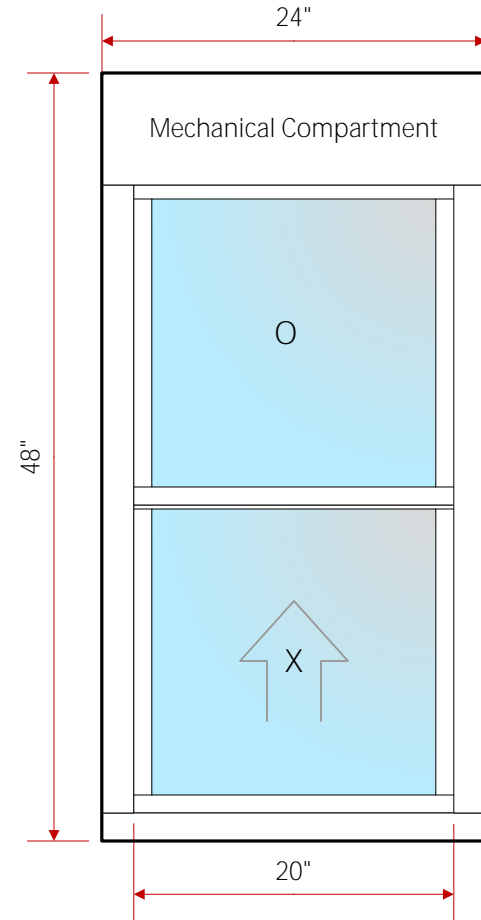
	Width	Height	Thick
Overall Unit Dimensions	24 in	48 in	4 1/2 in
Service Opening Dimensions	20 in	17 3/4 in	N/A

	SUI 100-1	SUI 200-1
Manual Open / Close		●
Automatic Open / Close	●	
Optical Sensor Actuation	●	
3 Position Logic Lock	●	
Plunger Lock		●
Oversize Pull Handle		●
Built-in Alarm Contacts	●	●
No Sill for Counter Mount	Option	Option

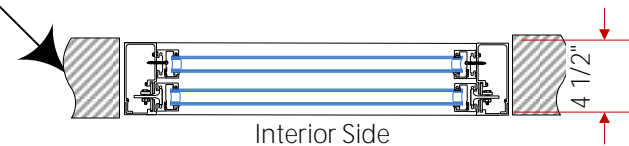
Standard Finishes	Class II Clear Anodized Class II Dark Bronze Anodized
Custom Finishes	Class II Black Anodized Class II Light Bronze Anodized Powder Coat Durachron Baked Enamel Duranar High Performance Baked Enamel
Standard Glass Options	1" Insulated Glass (1/8" - 1/8" Clear Tempered) 1/4" Clear Tempered Glass 1/4" Clear Tempered Laminated Glass
Custom Glass Options	For Tints and other Glass Make-ups Call Easi-Serv



EXTERIOR ELEVATION



HORIZONTAL SECTION



Unit 302, 6741 Cariboo Rd.  
Burnaby, B.C.  
Canada V3N 4A3  
Tel: 604.422.8611  
Fax: 604.422.8376  
www.easi-serv.com

Project: Transaction Windows

Title: In Line Vertical Lift  
SUI-1 Series

Drawn: PJF

Scale: 1" : 1ft

Revision: 2015

Date Drawn: 19/2/2010

Job: Design

Sheet: SUI-1